

SHERAprint-model smoky white

INSTRUCTIONS FOR USE

1. Indication

Light-curing resin ester-based resin to produce individual 3D-printed dental models. Suitable to produce high-precision die models, implant models, models for aligner technique, veneer and inlay models and mock-up/wax-up models. SHERAprint-model smoky white can be used in all 3D printers with DLP process with UV-LED 385 nm.

2. Tips

The product has been developed for use in the dental sector and has to be applied according to the instructions for use. The manufacturer assumes no liability for damages resulting from other use. In addition, the user is obliged to independently check the suitability and usability of the material for the intended purposes prior to its use, especially if these are not listed in the instructions for use.

3. Safety instructions

Causes skin irritation. May cause allergic skin reactions. Toxic to aquatic organisms, with long lasting effects. Avoid inhalation of dust / fume / gas / mist / vapour / aerosol. Avoid release into the environment. Wear protective gloves (nitrile) / protective clothing / eye protection / face protection. In case of contact with skin: Wash with plenty of soap and water. In case of skin irritation or rash, seek medical advice.

4. Processing instructions

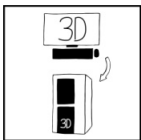
Mixing:



Shake the product in its original packaging for at least five minutes. Stir the material in the material tray thoroughly with a spatula.

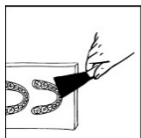
Make sure that you work as cleanly as possible. Dirty containers or machines can lead to deformations and thus to errors in the printed object!

Construction process:



Data preparation and creation of the support structure using CAD software. Creation of a print job in compliance with the machine and material parameters. Then start the construction process (instructions for use of the printer).

Removal from building platform:



Remove finished printed works and any polymerised residues from the building platform by using a spatula.

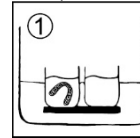
SHERAprint-wash:



Cleaning of the printed objects in the automatic cleaning unit SHERAprint-wash. Selection of suitable cleaning parameters for the material. Carefully blow off any remaining cleaning fluid with compressed air.

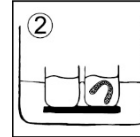
Cleaning alternative with ultrasound:

1. Step:



Clean pressure objects in a separate container with SHERAultra-p for a maximum of three minutes in an ultrasonic bath. Carefully brush openings, holes and splitting areas with a soft toothbrush.

2. Step:

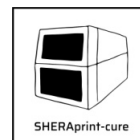


Clean pressure objects in a separate container with fresh SHERAultra-p for a maximum of three minutes in an ultrasonic bath (total time not more than 10 minutes!). To dry, carefully blow off the components with compressed air.

Post-exposure

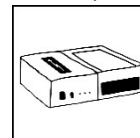
Before post-exposure, make sure that all surfaces appear matt and that no residue of the printing resin has remained on the object.

SHERAprint-cure:



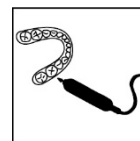
Curing of the cleaned printed objects in SHERAprint-cure. Selection of the appropriate post-exposure parameters for the material.

Post-exposure alternative in xenon light-curing unit:



Post-exposure of the printed objects in Otoflash G171 (NK optics) or a similar device with 2 x 2000 flashes under protective gas atmosphere (nitrogen).

Finishing:



Post-processing according to conventional methods with dental tools.



SHERAprint-model smoky white

INSTRUCTIONS FOR USE

5. Storage and shelf life

Store the product dry and protected from light in the original packaging at room temperature (between 4°C and 25°C). Even small light effects can lead to polymerisation. Seal the packaging tightly after use. After the expiration date, the handling and product properties of the material can no longer be guaranteed. Shelf life: see imprint label.

6. Disposal and environmental protection

Unpolymerised material is harmful to the environment, avoid release into the environment.

SHERAprint-model smoky white is environmentally friendly in its polymerised form. Residual liquid wastes must be disposed of at the waste collection points or disposed of in accordance with

local regulations. Do not allow to enter sewerage/ surface water/ ground water.

7. Warranty

SHERA Werkstoff-Technologie GmbH & Co. KG is certified according to EN ISO 13485 and guarantees for the products, due to a thorough quality control system, a flawless quality of its products. Our instructions for use are based on the results of our test laboratory. The technical data given can only be guaranteed if the processing is carried out as mentioned. The user is self-responsible for processing of the products. We are not liable for faulty results as SHREA has no influence on the processing. Nevertheless, possibly arising claims for damages relate to the value of the products only.

Symbol explanation:



Consult instructions for use



Keep away from sunlight



Temperature limit



Use by date



Batch code



Catalogue number



nm
Wave length



Manufacturer

